

Install client

Mag. Thomas Griesmayer

Oracle startup

```
$ mkdir oracle_data
$ chmod 777 oracle_data
$ docker run -d -p 1521:1521
    -e ORACLE_PASSWORD=oracle
    -v /home/docker/oracle_data:/oracle_data
    --name oracle21c
    gvenzl/oracle-xe:21-full
```

...

```
$ docker stop oracle21c
```

...

```
$ docker start oracle21c
```

SQL*PLUS

```
$ docker exec -it oracle21c sqlplus  
system/oracle@//localhost/XEPDB1
```

```
docker@docker: ~  
docker@docker:~$ docker exec -it oracle21c sqlplus system/oracle@//localhost/XEPDB1  
SQL*Plus: Release 21.0.0.0.0 - Production on Sun Sep 22 13:31:48 2024  
Version 21.3.0.0.0  
  
Copyright (c) 1982, 2021, Oracle. All rights reserved.  
  
Last Successful login time: Sun Sep 22 2024 13:30:41 +00:00  
  
Connected to:  
Oracle Database 21c Express Edition Release 21.0.0.0.0 - Production  
Version 21.3.0.0.0  
  
SQL> SELECT count(*)  
2 FROM USER_OBJECTS;  
  
COUNT(*)  
-----  
481  
  
SQL> █
```



File Edit Selection View Go Run Terminal Help

EXTENSIONS: M

oracle

Oracle D

Develop

Oracle

oracle-pl

Oracle PL

mycelo

Oracle S

End-to-e

Oracle

oracle-fc

PL/SQL f

mickeype

Oracle J

Oracle JE

Oracle

SQLTools

SQLTools

hurly

Intellisense for t... 20K 5

Command Palette... Ctrl+Shift+P

Open View...

Appearance >

Editor Layout >

Explorer Ctrl+Shift+E

Search Ctrl+Shift+F

Source Control Ctrl+Shift+G

Run Ctrl+Shift+D

Extensions Ctrl+Shift+X

Problems Ctrl+Shift+M

Output [Ctrl+K Ctrl+H]

Debug Console Ctrl+Shift+Y

Terminal [Ctrl+Shift+`]

Started with Oracle SQL Developer on for VS Code

ing a new database connection

to SQL Developer extension

the extension icon in the sidebar to get started.

DEBUG CONSOLE ...

.NET Install Tool

ls requested to download the .NET Runtime.
rsion(s) 8.0.

..... Done!
utable path: /home/docker/.config/Code/User/
tnettools.vscode-dotnet-runtime/.dotnet/8.0.8-x64/dotnet

The following extension may conflict with Oracle SQL Developer: Or...



EXTENSIONS: MARKETPLACE

oracle

Oracle Developer ... 2498ms
Develop SQL and PL/SQL wit...
Oracle Corporation

oracle-plsql 97K ★ 5
Oracle PL/SQL syntax highlig...
mycelo

Oracle SQL Developer Exte...
End-to-end development too...
Oracle Corporation *Installing*

oracle-format 50K ★ 4.5
PL/SQL formatter (using SQLcl)
mickypearce

Oracle JET Core 20K ★ 5
Oracle JET Core Component...
Oracle Corporation

SQLTools Oracle Dri... 16ms
SQLTools driver for Oracle
burly *Installed*

Intellisense for t... 20K ★ 5

Extension: SQLTools Oracle Driver



SQLTools Oracle Driver v0.1.14

hurly | 23,204 | ★★★★★

SQLTools driver for Oracle

Installed [Disable] [Uninstall] [Auto Update]

DETAILS FEATURES DEPENDENCIES

SQLTools Oracle Driver

Categories

Programming Languages

PROBLEMS **OUTPUT** DEBUG CONSOLENET Install Tool

```
Oracle.oracledevtools requested to download the .NET Runtime.
Downloading .NET version(s) 8.0.
8~x64 ..... Done!
.NET 8.0.8~x64 executable path: /home/docker/.config/Code/User/
globalStorage/ms-dotnettools.vscode-dotnet-runtime/.dotnet/8.0.8~x64/dotnet
```



File Edit Selection View Go Run Terminal Help

ORACLE EXPLORER ... Oracle Connection x

▼ DATABASE

▼ ORACLE CLOUD INFRASTRUCTURE
> [No OCI account profile fou...]

▼ BOOKMARKS

▼ HISTORY

Create New Connection ⓘ

User

Connection Type: Basic (Host, Port, Service Name) ▼

Database host name *: localhost

Port number *: 1521

Service name *: XEPDB1

Connection string: localhost:1521/XEPDB1 Copy

Role: Default ▼

User name *: SYSTEM

Password *:

Save password

Set as default connection

Connection name *: SYSTEM.XEPDB1 Color

Connect



File Edit Selection View Go Run Terminal Help

ORACLE EXPLORER

▼ DATABASE

▼ SYSTEM.XEPDB1

- > Table
- > View
- > Proc
- > Func
- > Pack

▼ ORACLE CLOUD

- > [No Objects]

Open New SQL File

Open Existing SQL File

Disconnect

Rename

Update...

Delete

Set as Default Connection

/*SYSTEM*/ Untitled-1

```
1 /*SYSTEM*/
2
3 SELECT *
4 FROM USER_TABLE
```

USER_TABLESPACES

USER_TABLES

USER_TABLESPACES



Select your database

Create new database connection. Find your database driver in the list below.

File Edit Navigate Search

Database Navigator x

Enter a part of object name

- All
- Popular
- SQL
- NoSQL
- Analytical
- Timeseries
- Embedded
- Hadoop / BigData
- Full-text search
- Graph databases

Type part of database/driver name to... Sort by: Title Score

 Db2 for LUW	 MariaDB	 MySQL	 Oracle	 PostgreSQL
 SQL Server	 SQLite	 Alibaba	 Apache Calcite	 Apache Drill
 Apache Hive	 Apache Ignite	 Apache Kudu	 Apache Kudu	 Apache Phoenix

Test Connection ...

< Back

Next >

Cancel

Finish

Project - General x

Name

- > Bookmarks
- > Dashboards
- > Diagrams



Oracle Connection Settings

Oracle connection settings

Main | Oracle properties | Driver properties | SSH

+ Network configurations...

Connection Type:

Basic | TNS | Custom

Host: localhost

Port: 1521

Database: XEPDB1

Service Name

Authentication

Authentication: Oracle Database Native

Username: system

Role: Normal

Password:

Save password

Client: <not present>

[Connection variables information](#) [Database documentation](#) Connection details (name, type, ...)

Driver name: Oracle

Driver Settings

Test Connection ...

< Back

Next >

Cancel

Finish



Driver settings

Oracle C Download driver files




Oracle cc Download Oracle driver files

Main Ora Oracle driver files are missing.

Force download / overwrite

Basic

Files required by driver

File	Version	Description
 com.oracle.database.jdbc:ojdbc11:RELEASE	23.2.0.0	Oracle JDBC Driver
 com.oracle.database.nls:orai18n:RELEASE	23.2.0.0	Java classes for NLS
 com.oracle.database.xml:xdm6:RELEASE	18.3.0.0	xdm6 jar to support

Authent Or you can obtain driver files by yourself and add them in driver editor.

Vendor website

[Download configuration](#)

Edit Driver

Cancel

Download

Conne

Driver name: Oracle

Driver Settings

Test Connection ...

< Back

Next >

Cancel

Finish

File Edit Navigate Search

SQL

Database Navigat

Enter a part of object name

Project - General

- Bookmarks
- Dashboards
- Diagrams



Enter a part of object name here

> XEPDB1 - localhost:1521

- SQL Editor >
- Create >
- Edit Connection F4
- Connection view >
- Browse from here >
- Connect
- Invalidate/Reconnect
- Disconnect
- Compare/Migrate >
- Tools >
- Project
 - Copy Ctrl+C
 - Paste Ctrl+V
 - Copy Advanced Info Shift+Ctrl+C
 - Delete
 - Rename F2**
 - Refresh F5

Rename Conne...

Rename Connection:

system

Cancel

OK

New Database Connection Shift+Ctrl+N
 Last edited SQL script Ctrl+Enter
 Show Key Assist Shift+Ctrl+L
 Find Actions Ctrl+3



Enter a part of object name here

system

- SQL Editor
- Create
- Edit Connection F4
- Connection view
- Browse from here
- Connect
- Invalidate/Reconnect
- Disconnect
- Compare/Migrate
- Tools
- Security
- Copy Ctrl+C
- Paste Ctrl+V
- Copy Advanced Info Shift+Ctrl+C
- Delete
- Rename F2
- Refresh F5

- Open SQL script F3
- Last edited SQL script Ctrl+Enter
- New SQL script Ctrl+J
- Open SQL console Ctrl+Alt+Enter

New Database Connection Shift+Ctrl+N
Last edited SQL script Ctrl+Enter
Show Key Assist Shift+Ctrl+L
Find Actions Ctrl+3



File Edit Navigate Search SQL Editor Database Window Help

SQL Commit Rollback Auto system SYSTEM

Database Navigat x Projects

Enter a part of object name here

- system - localhost:1521
 - Schemas
 - Global metadata
 - Storage
 - Security
 - Administer

*<system> Script x

```
SELECT *
FROM USER_TABLES
```

Results 1 x

SELECT * FROM USER_ Enter a SQL expression to filter results (use Ct

Grid	A-Z TABLE NAME	A-Z TABLESPACE N	A-Z CLUSTER NAME	Value x
1	LOGMNR_PDB_INFO\$	SYSAUX	[NULL]	LOGMNR_PDB_INFO\$
2	LOGMNR_DID\$	SYSAUX	[NULL]	
3	LOGMNR_SESSION_E	SYSAUX	[NULL]	
4	LOGMNR_GLOBAL\$	SYSAUX	[NULL]	
5	LOGMNR_UID\$	SYSAUX	[NULL]	
6	LOGMNRGGC_GTLO	SYSTEM	[NULL]	
7	LOGMNRGGC_CTCC	SYSTEM	[NULL]	

Project - General x

- Name DataSource
- Bookmarks
- Dashboards
- Diagrams

Refresh Save Cancel Export data 200 134



Download JDK (deb & Version 11)

```
jdk-11.0.23_linux-x64_bin.deb
```

Install JDK-11

```
$ cd ~/Downloads/
```

```
$ sudo dpkg -i jdk-11.0.23_linux-x64_bin.deb
```

```
$ ls /usr/lib/jvm/
```

Download SQL Developer

```
sqldeveloper-23.1.1.345.2114-no-jre.zip
```

Install SQL Developer

```
$ cd /opt
```

```
$ sudo unzip ~/Downloads/sqldeveloper-23.1.1.345.2114-no-jre.zip
```

```
$ cd sqldeveloper
```

```
$ sudo chmod 777 sqldeveloper.sh
```


```
$ ./sqldeveloper.sh
```

SQL Developer



```
$ sudo vi /usr/share/applications/sqldeveloper.desktop
[Desktop Entry]
Name=Oracle SQL Developer
Comment=SQL Developer from Oracle
GenericName=SQL Tool
Exec=/opt/sqldeveloper/sqldeveloper.sh
Icon=/opt/sqldeveloper/icon.png
Type=Application
StartupNotify=true
Categories=Utility;Oracle;Development;SQL;

$ chmod 777 /usr/share/applications/sqldeveloper.desktop
```





Connections

- Oracle Connections
- Database Schema Services

Reports

- All Reports
- Analytic View Reports
- Data Dictionary Reports
- Data Modeler Reports
- OLAP Reports
- TimesTen Reports
- User Defined Reports

New / Select Database Connection

Connection Name	Connection Det...

Name:

Database Type:

User Info Proxy User

Authentication Type:

Username: Role:

Password: Save Password

Connection Type:

Details Advanced

Hostname:

Port:

SID

Service name

Status: Success



File Edit View Navigate Run Source Team Tools Window Help




Connections



- Oracle Connections
 - system
 - Tables (Filtered)
 - Views
 - Indexes
 - Packages
 - Procedures
 - Functions
 - Operators
 - Queues
 - Queues Tables
 - Triggers
 - Types
 - Sequences
 - Materialized Views
 - Materialized View Logs
 - Synonyms
 - Public Synonyms

system



Worksheet Query Builder

```
SELECT *  
FROM user_tables
```

Query R... x

SQL | Fetched 50 rows in 0.417 seconds

	TABLE_NAME	TABLESPACE_NAME	CLUSTER_NAME	IOT_NAME	
1	LOGMNR_PDB_INFO\$	SYSAUX	(null)	(null)	V
2	LOGMNR_DID\$	SYSAUX	(null)	(null)	V
3	LOGMNR_SESSION_EVOLVE\$	SYSAUX	(null)	(null)	V
4	LOGMNR_GLOBAL\$	SYSAUX	(null)	(null)	V
5	LOGMNR_UID\$	SYSAUX	(null)	(null)	V